

Directions for use:

- Remove ashes before starting a fire.
- Light dry sticks or chipped wood.
- When the fire is burning, put on the stove plate with the drawtube.
- Adjust the efficiency sheet to the size of the pot and put it on.
- Insert the pot.
- **Always use the lid!**
- Place the wood feeding system.
- The flame is regulated by the wood supply.
- The air supply and thereby the intensity of the flame can be regulated at the ventilation duct.



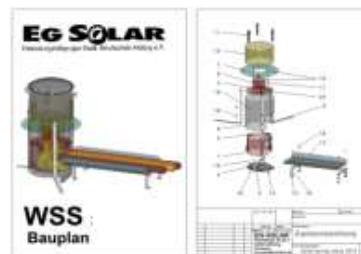
Directions for use:

- The WSS is configured for pot sizes up to Ø 36 cm.
- Pans have to be put directly on the stove plate without the efficiency sheet. Three metal bars prevent the pan from falling off the stove.
- To use the residual energy of the embers take off the stove plate and put on the matching pot.
- **Caution: HOT! Use oven cloth!**
- When using other pots and pans take off the furnace shell and put them on top of the firing chamber.
- **Caution: HOT! Use oven cloth!**



Engineering documents:

All production drawings, the list of parts and the assembly instructions are available at the office of EG Solar on request. For copying and sending the complete engineering data by post we charge 10 € (Euro).



EG SOLAR

WSS
Wood Saving Stove
saves about 70%
of firewood




EG-Solar e.V., Neuöttinger Straße 64 c
84503 Altötting, www.eg-solar.de
eg-solar@t-online.de
Tel. +49-8671-96 99 37 Fax -96 99 38

Bank Account
Kreissparkasse Altötting
IBAN: DE 55 7115 1020 0000 0493 38
BIC: BYLADEM1MD



Cooking on the Three-Stone-Fire is inefficient, health-damaging and destructive for the environment.

“The World Health Organization estimates that 1.6 million people are killed by toxic smoke gas annually, including 800,000 children and 600,000 women. Thus cooking kills more people than malaria.”
greenpeace magazin 6.2011

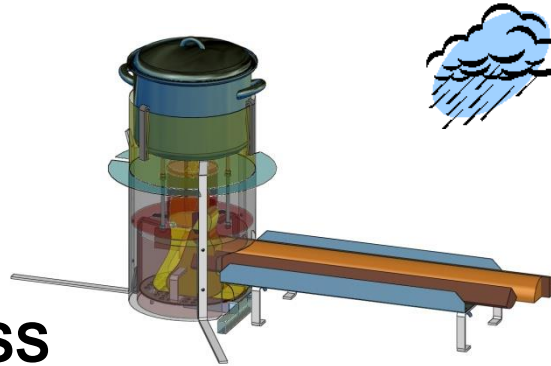


SK 14

Cooking on the solar cooker is smokeless and soot-free, eco-friendly and healthy.

Due to lack of clear solar radiation the solar cooker cannot always and everywhere be applied.

Therefore the Wood Saving Stove WSS 2012 has been developed as an addition and alternative.



WSS

The Wood Saving Stove by EG-Solar e.V. is powerful, energy efficient and safe.

- The combustion is complete and almost smokeless.
- Compared to the Three Stone Fire it consumes 70% less firewood.

Purpose of the development of the WSS:

- simple design,
- use of standard material which is locally available,
- production feasible in little local workshops, even without electrical power supply,
- easy to handle and close to traditional cooking habits,
- the embers should be used at the end of the combustion process, too,
- unproblematic use of pots at hand ,
- unhealthy smoke should be avoided,
- safe handling should be guaranteed.

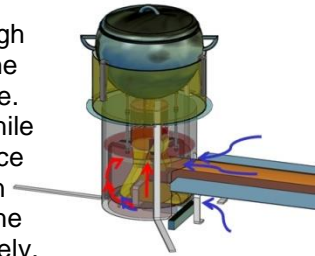


Richard Fetzner in Uganda

The WSS has been developed in cooperation with students of the Vocational School Altötting. Richard Fetzner, member of EG Solar, contributed his experience of many years of developing and testing energy saving stoves.

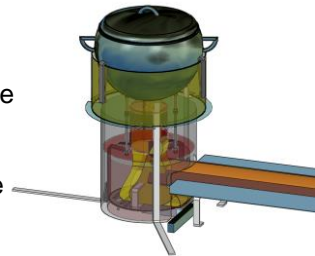
Function:

- The air is supplied through the stove opening and the ventilation duct with grate.
- The cold air is heated while rising between the furnace shell and the combustion chamber and burns up the rising wood gas completely.
- The draw tube focuses the flame and guarantees the perfect distance from the pot (soot production).
- The efficiency sheet (chimney) makes sure that the flame is spread over a large surface of the pot and the heat is transmitted in an optimal way.



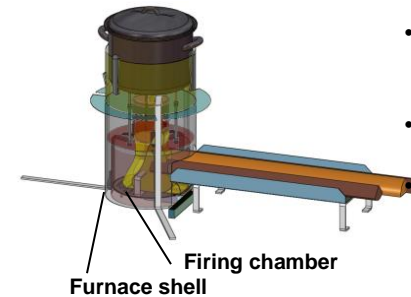
Adjustable efficiency sheet “cake ring”

- Continuously adjustable to pots up to Ø36cm
- Clamps determine the correct distance from the pot



Safety:

- Stabilizer legs prevent stove and pot from overturning.
- The efficiency sheet and the pot can't glide off. Furnace chamber and furnace shell are apart, thus the outside temperature is limited to max. 260°C.



Insulated basket:

- To finish dishes (e.g. rice) and clear the solar cooker for cooking other food (e.g. sauce).
- To keep dishes warm for many hours.
- Consumption of firewood can be reduced even more.

